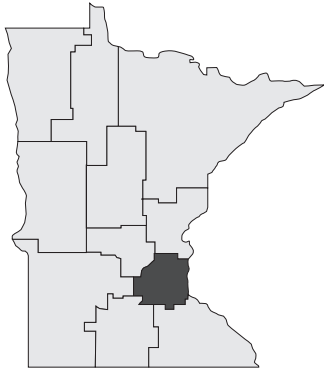


FINDINGS—STUDY AREA F: THE SEVEN COUNTY METRO AREA

*Artists Count: An Economic Impact Study
of Artists in Minnesota, 2007*



Area Includes: Arts Council Region 11.

Counties: Anoka, Carver, Dakota, Hennepin, Ramsey, Scott, and Washington.

Key Cities: Minneapolis, St. Paul, Anoka, Bloomington, Chaska, Lakeville, Stillwater.

2,746,987	Area's 2005 population
53.5%	Area's percentage of state's population
62.3%	Area's percentage of the state's artists
12,256	Number of artists surveyed in this area
794	Number of artists in this area who responded
6.5%	Percentage of this area's artists that responded

Sixty-two percent of Minnesota's artists live in the seven county Metro Area. Perhaps unsurprisingly then, this area leads by a wide margin every economic indicator including economic impact from artistic expenditures, jobs created, household income generated, and state and local government revenue (see table at right). Twenty-six percent of the Metro's artists reported that they work full-time in the arts, which is second only to the Arrowhead's 30 percent. This area also had the lowest percentage of artists reporting themselves to be retired/hobbyists (14 percent). While total income for artists in this area totaled \$153.6 million per year, that represents only 29 percent of total individual income for these artists. Artistic income for artists in this area averages only \$12,529. This area had among the highest percentage of

respondents who fund their own retirement plans (34 percent). Fourteen percent had no health insurance.

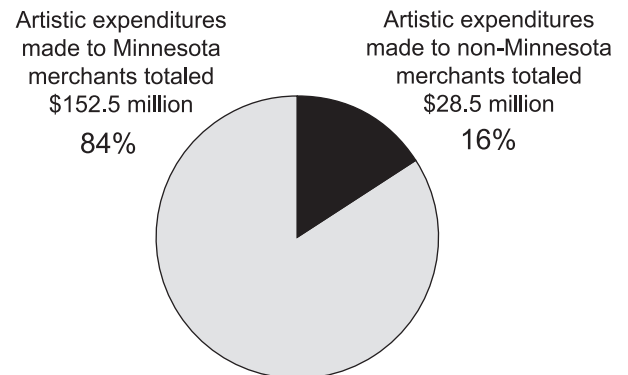
The seven county Metro Area is home to 12,256 individual artists. Artistic spending by these artists totaled \$181 million during 2005. \$152.5 million of those expenditures (84 percent) were made to merchants and businesses located within the State of Minnesota, and therefore have an impact on Minnesota's economy. The table below details the total economic impacts of the \$152.5 million in artistic expenditures that were made to Minnesota's merchants and businesses. Average artistic expenditures of this area's individual artists (full-time, part-time and hobbyist) during 2005 were \$14,773 per artist, compared to the state average of \$13,572. Median artist income for full-time artists in this area was \$23,000 compared to the state median of \$21,841.

Total Economic Impact of Artistic Spending by Individual Artists Who Reside in the seven county Metro Area During 2005

(Expenditures Made to Merchants and Businesses
Located Within Minnesota Only)

Total Artistic Expenditures Made In Minnesota	\$152,531,249
Full-Time Equivalent Jobs Supported	4,402
Resident Household Income Generated	\$133,312,000
Local Government Revenue Generated	\$3,661,000
State Government Revenue Generated	\$14,185,000

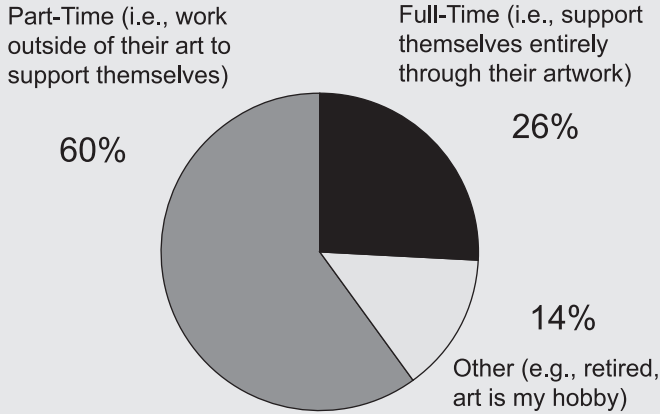
Artistic expenses by the Metro Area's individual artists totaled \$181 million during 2005



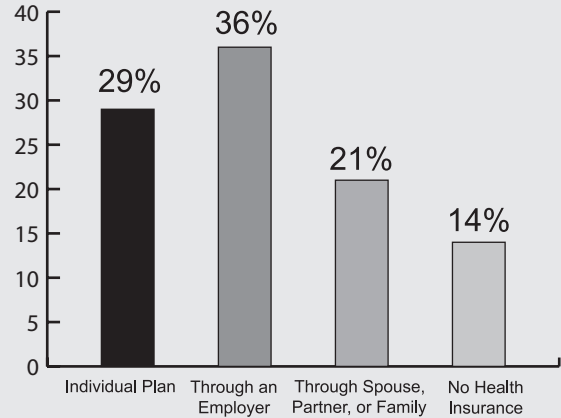
Artists Count: The Economic Impact of Minnesota's Individual Artists is a statewide study conducted in 2007 by **Minnesota Citizens for the Arts (MCA)**, **Springboard for the Arts**, and the **Minnesota Crafts Council (MCC)** in partnership with **Americans for the Arts** and was primarily funded by **The McKnight Foundation**. The statewide and six regional area reports as well as additional data are available for downloading on MCA's website at www.mncitizensforthearts.org.



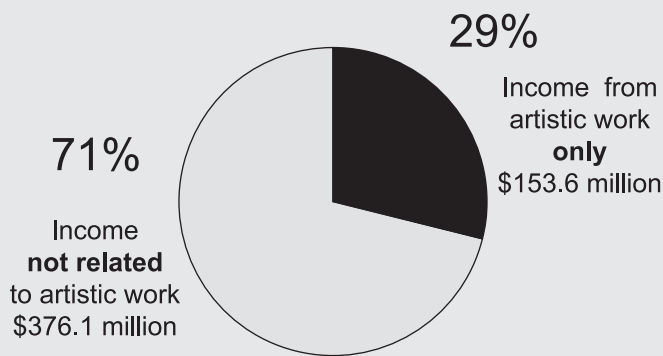
Artistic employment status in the Metro Area



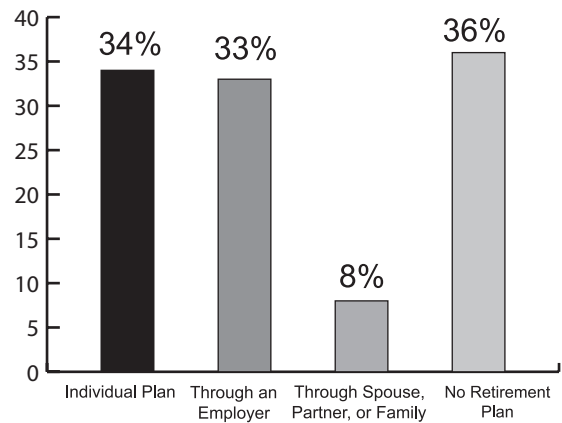
Source of health insurance for the Metro Area's individual artists



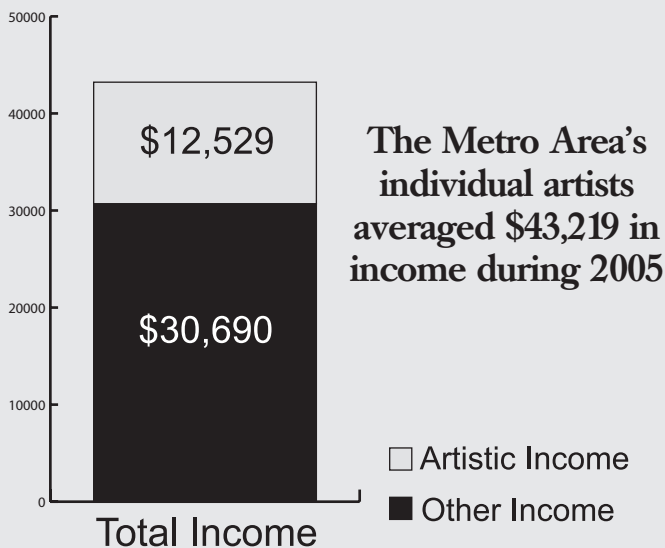
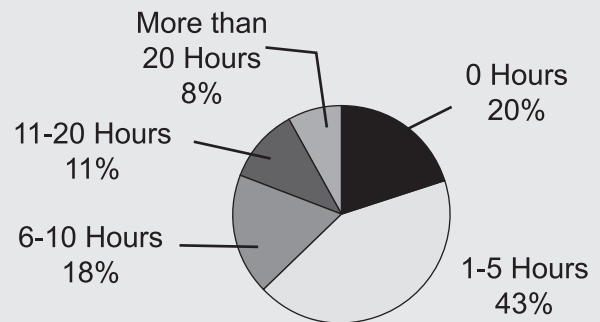
Income and revenue to the Metro Area's individual artists totaled \$529.7 million during 2005



Source of retirement plan for the Metro Area's individual artists



Monthly volunteerism of Metro Area's individual artists



Metro Area's individual artists likelihood to vote

