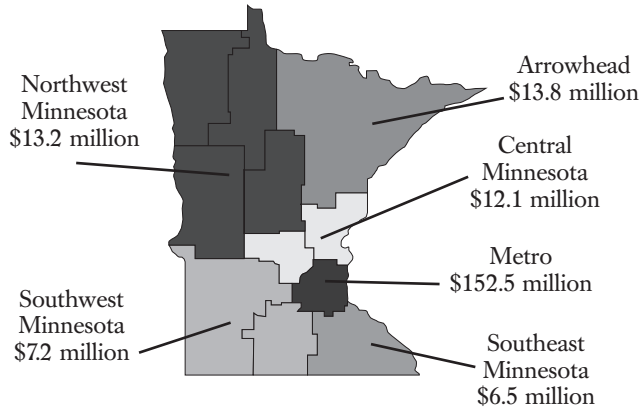


STATE OF MINNESOTA

Artists Count: An Economic Impact Study of Artists in Minnesota, 2007

Economic impact of artists in each region



5,132,799	State's 2005 population
19,676	Number of artists surveyed in the state
1,047	Number of artists who responded
5.3%	Percent of the state's artists that responded

Artists Count: The Economic Impact of Minnesota's Individual Artists provides compelling new evidence that individual artists compose a significant industry in Minnesota—one that generates \$205.2 million annually in statewide economic activity. This spending supports 5,937 full-time equivalent jobs, generates \$171.8 million in household income to Minnesota's residents, and delivers \$24 million annually in local and state government revenue. This economic impact study shows that when we support individual artists, we not only enhance our quality of life, but also invest in strengthening Minnesota's economy.

Every region in Minnesota is home to working artists and every region sees economic benefits from those artists' work. While there are interesting regional differences, there are benefits from artist economic activity

Artists Count: The Economic Impact of Minnesota's Individual Artists is a statewide study conducted in 2007 by **Minnesota Citizens for the Arts (MCA)**, **Springboard for the Arts**, and the **Minnesota Crafts Council (MCC)** in partnership with **Americans for the Arts** and was primarily funded by **The McKnight Foundation**. The statewide and six regional area reports as well as additional data are available for downloading on MCA's website at www.mncitizensforthearts.org.

everywhere you look. However, one item of concern from our data is that artists are twice as likely as the rest of the population to go without health insurance.

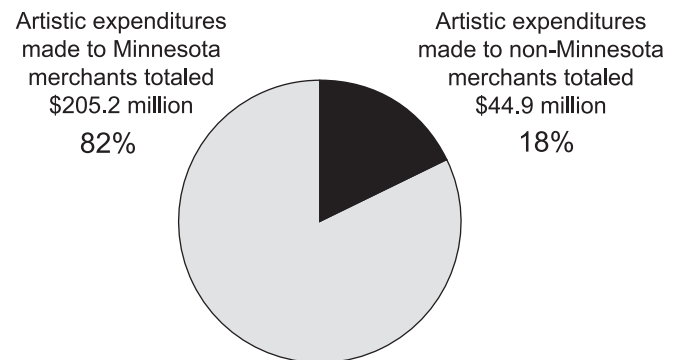
This report presents the findings of a study measuring the economic impact of the spending by Minnesota's individual artists during 2005. Minnesota is home to 19,676 individual artists. Artistic spending by these artists totaled \$250.1 million during 2005. \$205.2 million of those expenditures (82 percent) were made to merchants and businesses located within the State of Minnesota, and therefore have an impact on Minnesota's economy. Average artistic expenditures of the state's individual artists during 2005 was \$13,572 per artist. Median artistic income of full-time artists was \$21,841.

Total economic impact of artistic spending by individual artists who reside in Minnesota during 2005

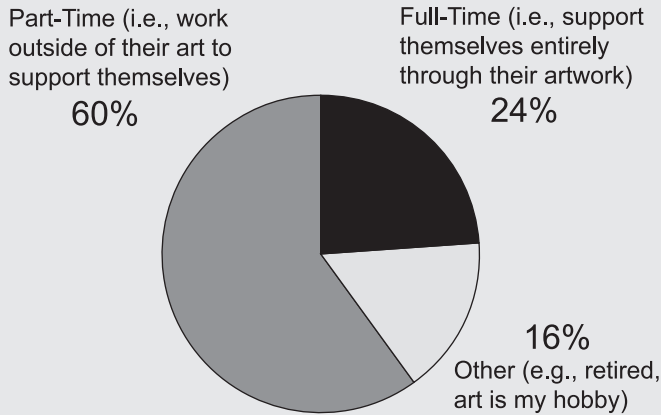
(Expenditures Made to Merchants and Businesses Located Within Minnesota Only)

Total Artistic Expenditures Made In Minnesota	\$205,185,139
Full-Time Equivalent Jobs Supported	5,937
Resident Household Income Generated	\$171,755,000
Local Government Revenue Generated	\$5,247,000
State Government Revenue Generated	\$18,784,000

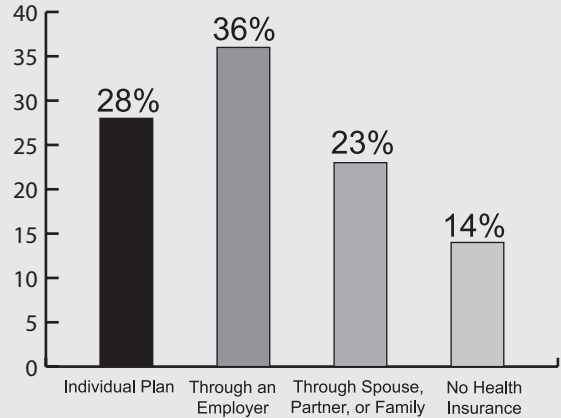
Artistic expenses by Minnesota's individual artists totaled \$250.1 million during 2005



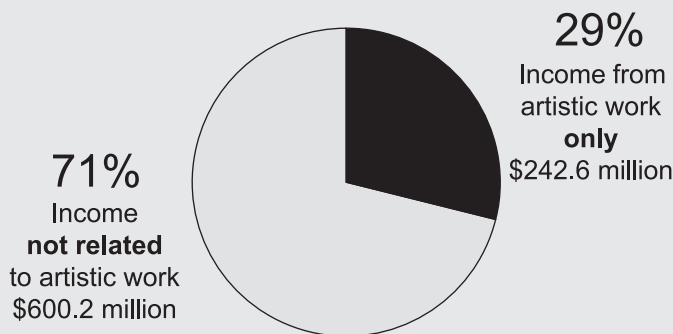
Artistic employment status in Minnesota



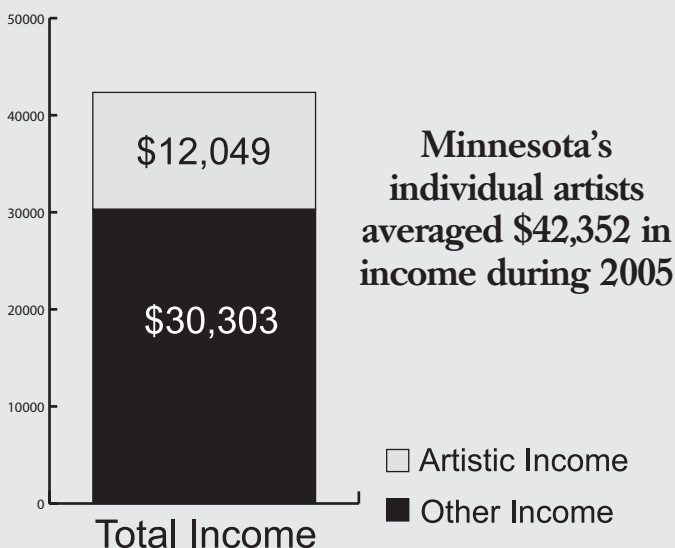
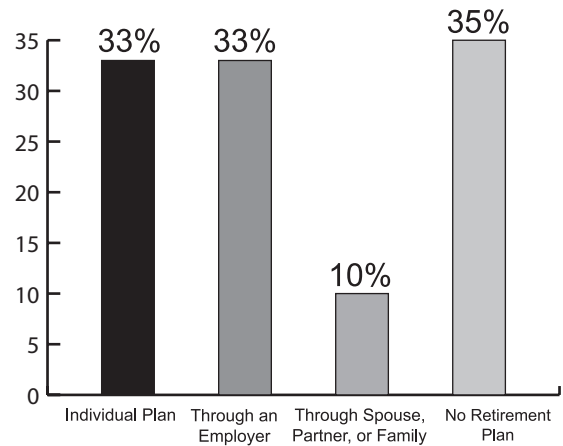
Source of health insurance for Minnesota's individual artists



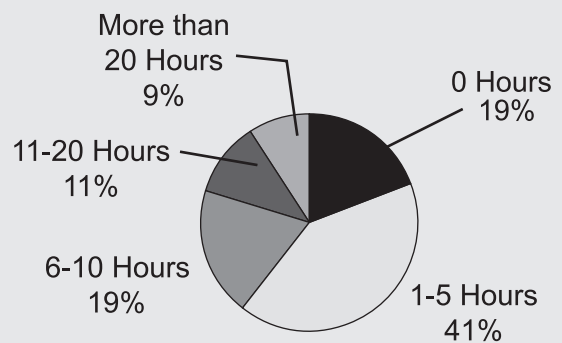
Income and revenue to Minnesota's individual artists totaled \$842.8 million during 2005



Source of retirement plan for Minnesota's individual artists



Monthly volunteerism of Minnesota's individual artists



Minnesota's individual artists likelihood to vote

